

WT 1L 125 Spark Arrestor

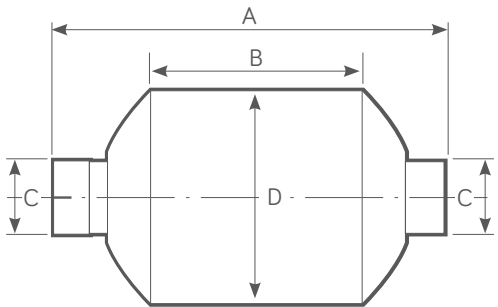
Single Centrifuge Type



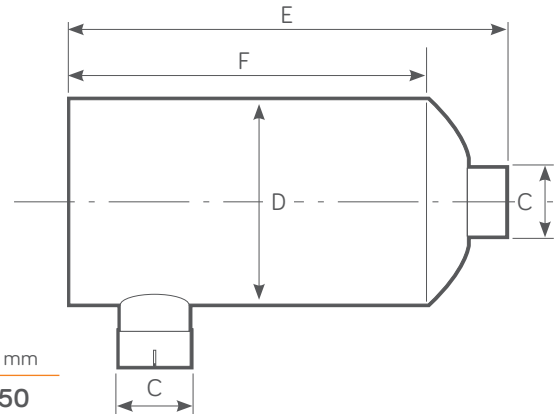
Power Range HP - (Kw)	Exhaust Gas Flow Rate 500°C (calculated)	Weight
15 - 35 (11 - 26)	193 CFM @ 15" H ₂ O	2.5 Kg

WT 1L 125 PRODUCT DIMENSIONS

Standard configuration



Optional side inlet/outlet configuration by request



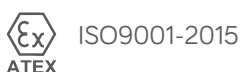
(A) mm	(B) mm	(C) mm (Inches)	(D) mm	(E) mm	(F) mm
334	145	38.1 - 50.8 (1.5 - 2)	127.4	365	250

FEATURES

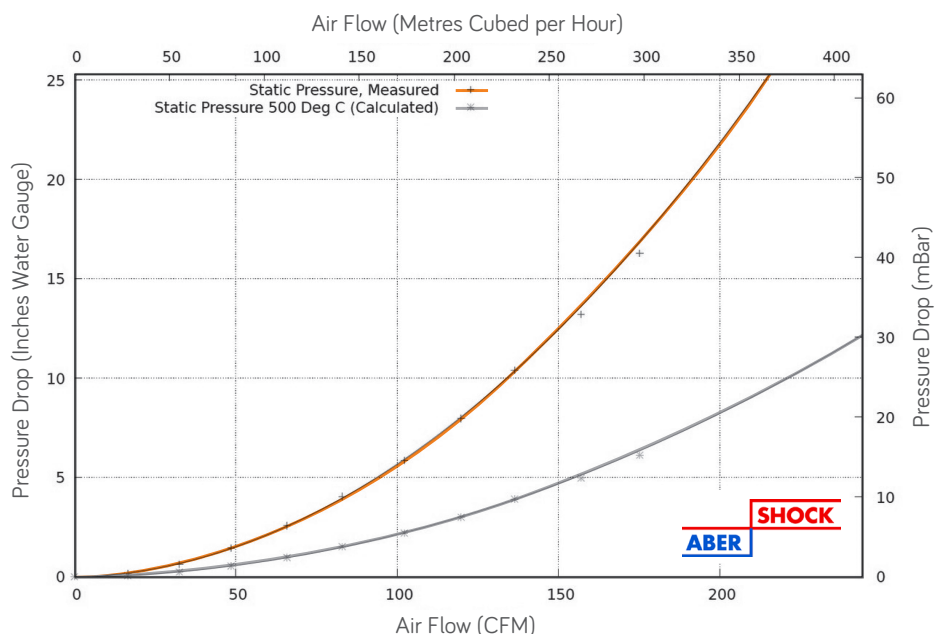
- Designed for temporary use or as an end of line addition to existing exhaust layout.
- Used in conjunction with existing silencer.
- Improved internal gas flow dynamics.
- 100% Stainless Steel Construction - ATEX & UKEX Approved
- Stainless Steel - Self colour or polished (optional)
- Optional Mild Steel - Non ATEX, Non UKEX
- Mild Steel - Heat Resistant Black Paint.

TESTED AND APPROVED

- To ATEX EN1834 (parts 1, 2 & 3)
- ATEX Approved Body No. 2776
- UKEX Approved Body No. 2503



WT 1L 125 FLOW PERFORMANCE



wyndham|page