

WT 1L 152 Spark Arrestor

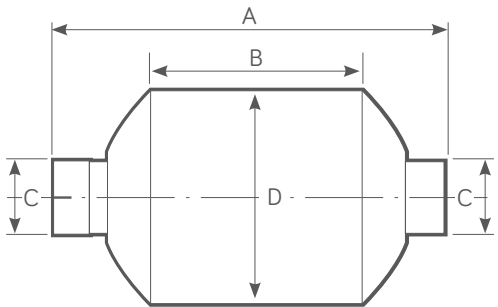
Single Centrifuge Type



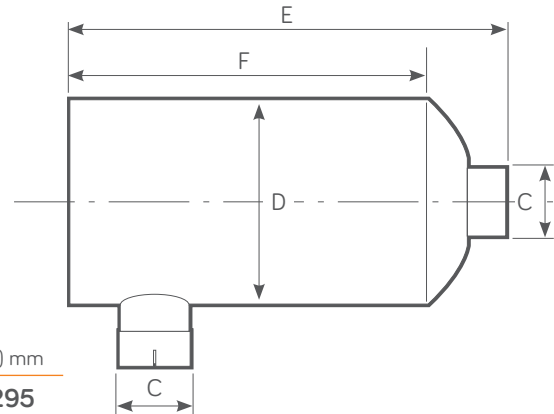
Power Range HP - (Kw)	Exhaust Gas Flow Rate 500°C (calculated)	Weight
20 - 50 (15 - 37)	275 CFM @ 15" H ₂ O	3 Kg

WT 1L 152 PRODUCT DIMENSIONS

Standard configuration



Optional side inlet/outlet configuration by request

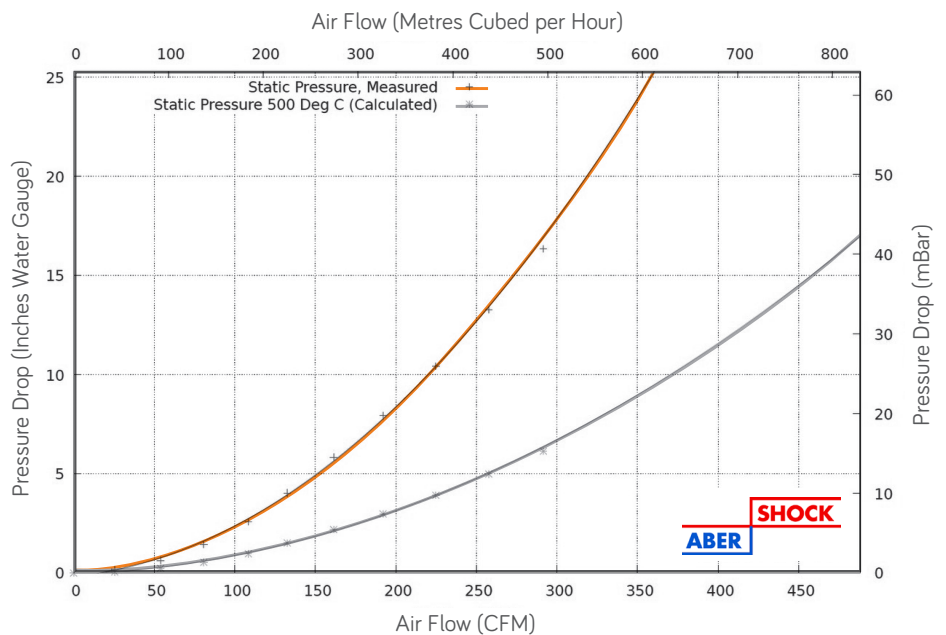


(A) mm	(B) mm	(C) mm (Inches)	(D) mm	(E) mm	(F) mm
352	165	44.5 - 63.5 (1.75 - 2.5)	152.4	410	295

FEATURES

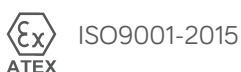
- Designed for temporary use or as an end of line addition to existing exhaust layout.
- Used in conjunction with existing silencer.
- Improved internal gas flow dynamics.
- 100% Stainless Steel Construction - ATEX & UKEX Approved
- Stainless Steel - Self colour or polished (optional)
- Optional Mild Steel - Non ATEX, Non UKEX
- Mild Steel - Heat Resistant Black Paint.

WT 1L 152 FLOW PERFORMANCE



TESTED AND APPROVED

- To ATEX EN1834 (parts 1, 2 & 3)
- ATEX Approved Body No. 2776
- UKEX Approved Body No. 2503



wyndham|page