

WT 1L 92 Spark Arrestor

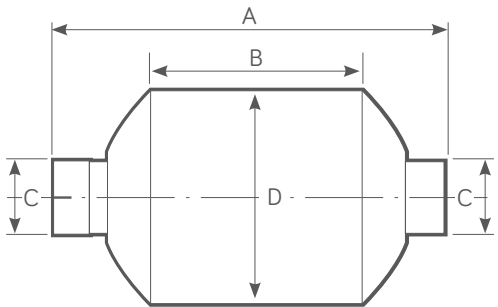
Single Centrifuge Type



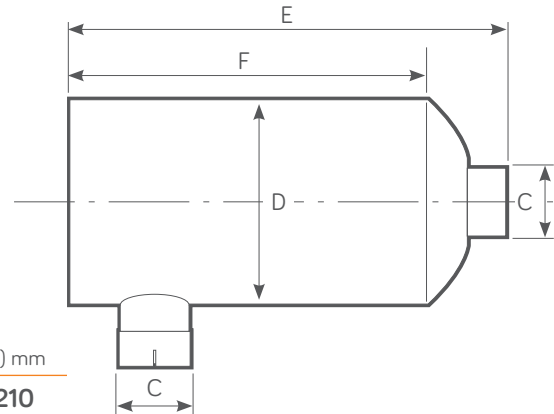
Power Range HP - (Kw)	Exhaust Gas Flow Rate 500°C (calculated)	Weight
5 - 25 (4 - 19)	237 CFM @ 15" H ₂ O	1.6 Kg

WT 1L 92 PRODUCT DIMENSIONS

Standard configuration



Optional side inlet/outlet configuration by request



(A) mm	(B) mm	(C) mm (Inches)	(D) mm	(E) mm	(F) mm
313	135	31.8 - 44.5 (1.25 - 1.75)	92.4	320	210

FEATURES

- Designed for temporary use or as an end of line addition to existing exhaust layout.
- Used in conjunction with existing silencer.
- Improved internal gas flow dynamics.
- 100% Stainless Steel Construction - ATEX & UKEX Approved
- Stainless Steel - Self colour or polished (optional)
- Optional Mild Steel - Non ATEX, Non UKEX
- Mild Steel - Heat Resistant Black Paint.

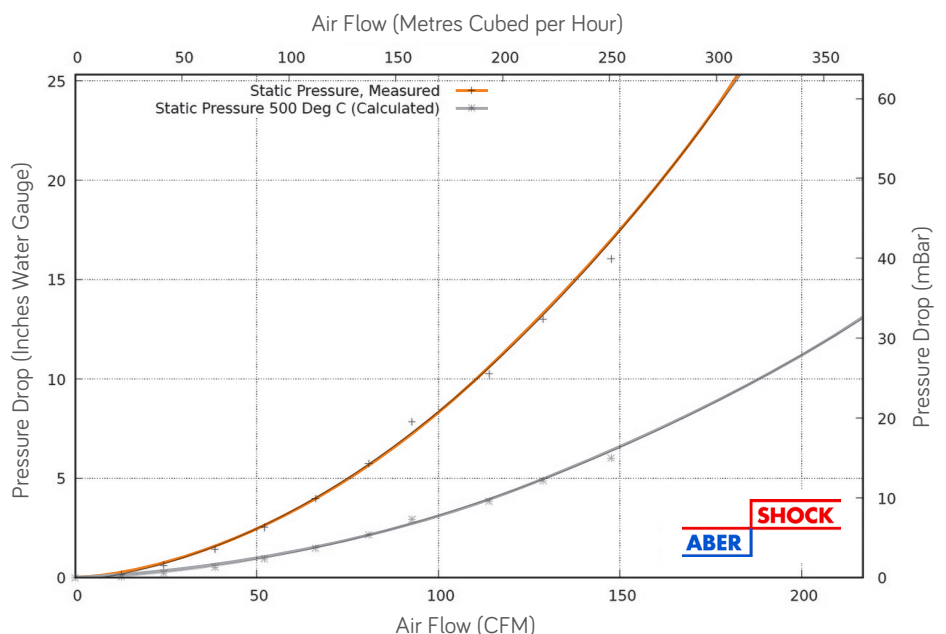
TESTED AND APPROVED

- To ATEX EN1834 (parts 1, 2 & 3)
- ATEX Approved Body No. 2776
- UKEX Approved Body No. 2503



ISO9001-2015

WT 1L 92 FLOW PERFORMANCE



wyndham|page