

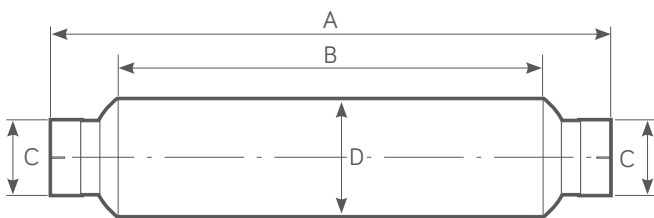
WT 2L 300X Spark Arrestor

Centrifugal Range

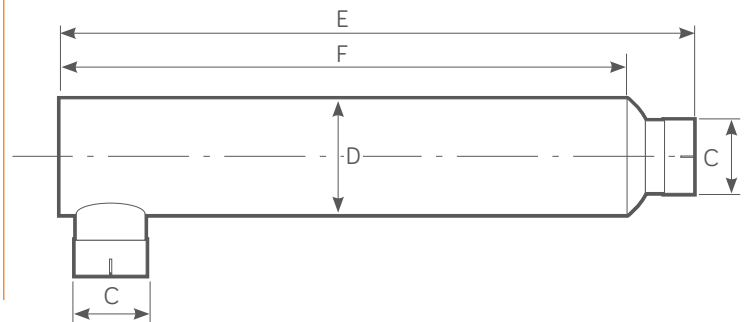
Power Range HP - (Kw)	Exhaust Gas Flow Rate 500°C (calculated)	Weight
325 - 522 (242 - 390)	1925 CFM @ 15" H₂O	24 Kg

WT 2L 300X PRODUCT DIMENSIONS

Standard configuration



Optional side inlet/outlet configuration by request

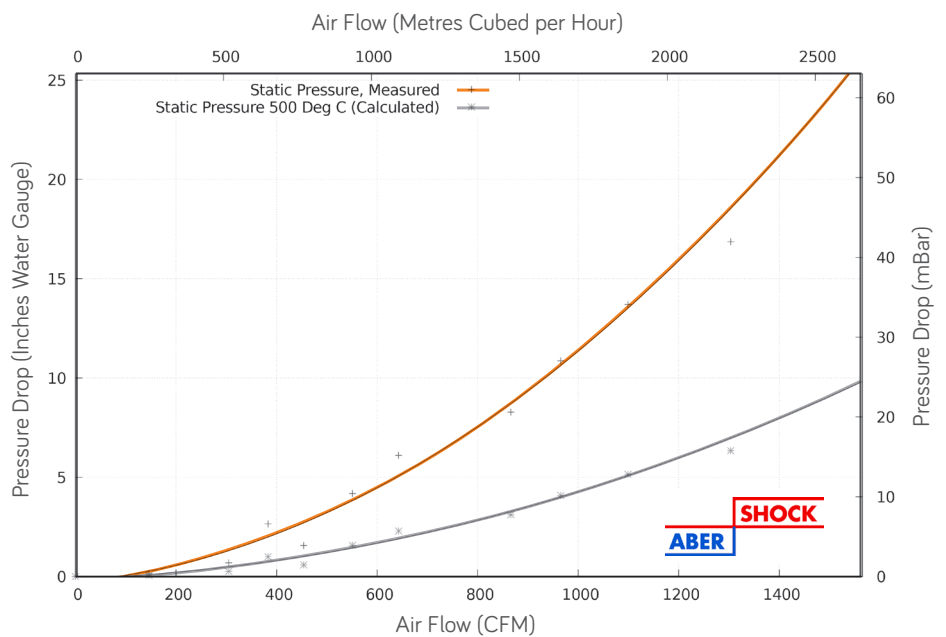


(A) mm	(B) mm	(C) mm (Inches)	(D) mm	(E) mm	(F) mm
1365	1125	139.7 - 177.8 (5.5 - 7)	305	1500	1375

FEATURES

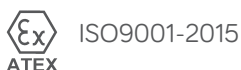
- Twin Centrifuge Type.
- Good Silencing.
- Intended for permanent installation.
- Used with or as replacement for muffler.
- Improved internal gas flow dynamics.
- 100% Stainless Steel Construction - ATEX & UKEX Approved
- Stainless Steel - Self colour or polished (optional)
- Optional Mild Steel - Non ATEX, Non UKEX
- Mild Steel - Heat Resistant Black Paint.

WT 2L 300X FLOW PERFORMANCE



TESTED AND APPROVED

- To ATEX EN1834 (parts 1, 2 & 3)
- ATEX Approved Body No. 2776
- UKEX Approved Body No. 2503



wyndham|page